

Accessing Your UWF Gmail Account

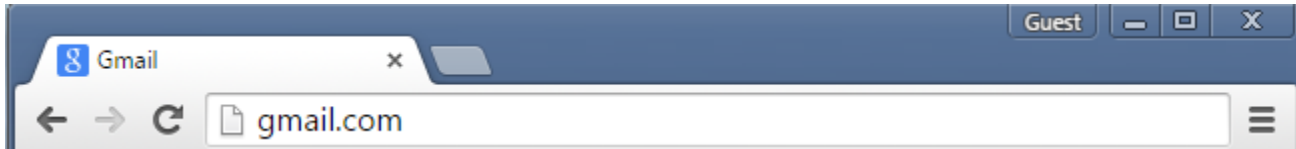
Overview

This article outlines how to access an official UWF email account from any web browser connected to the Internet.

Instructions

Step 1

In the web browser, visit www.gmail.com

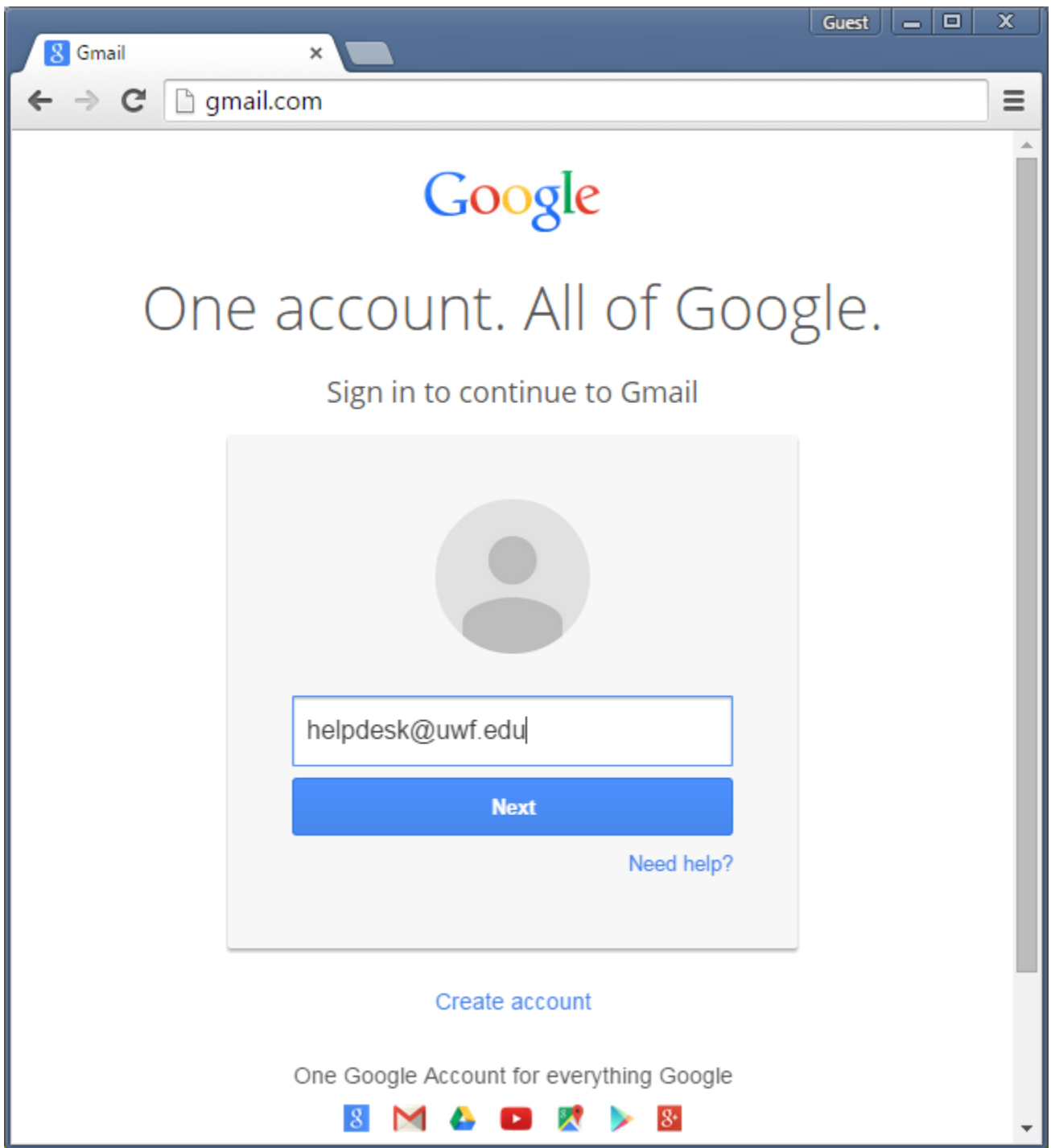


Step 2

Type your full UWF email address and click **Next**.



- Student email addresses are the ArgoNet username followed by **@students.uwf.edu**.
- Faculty/staff email addresses are the ArgoNet username followed by **@uwf.edu**.
- The ArgoNet username is what students and employees use to log in to MyUWF.
 - Visit [Recovering Your MyUWF/ArgoNet Username or Password](#) if you don't know your username.

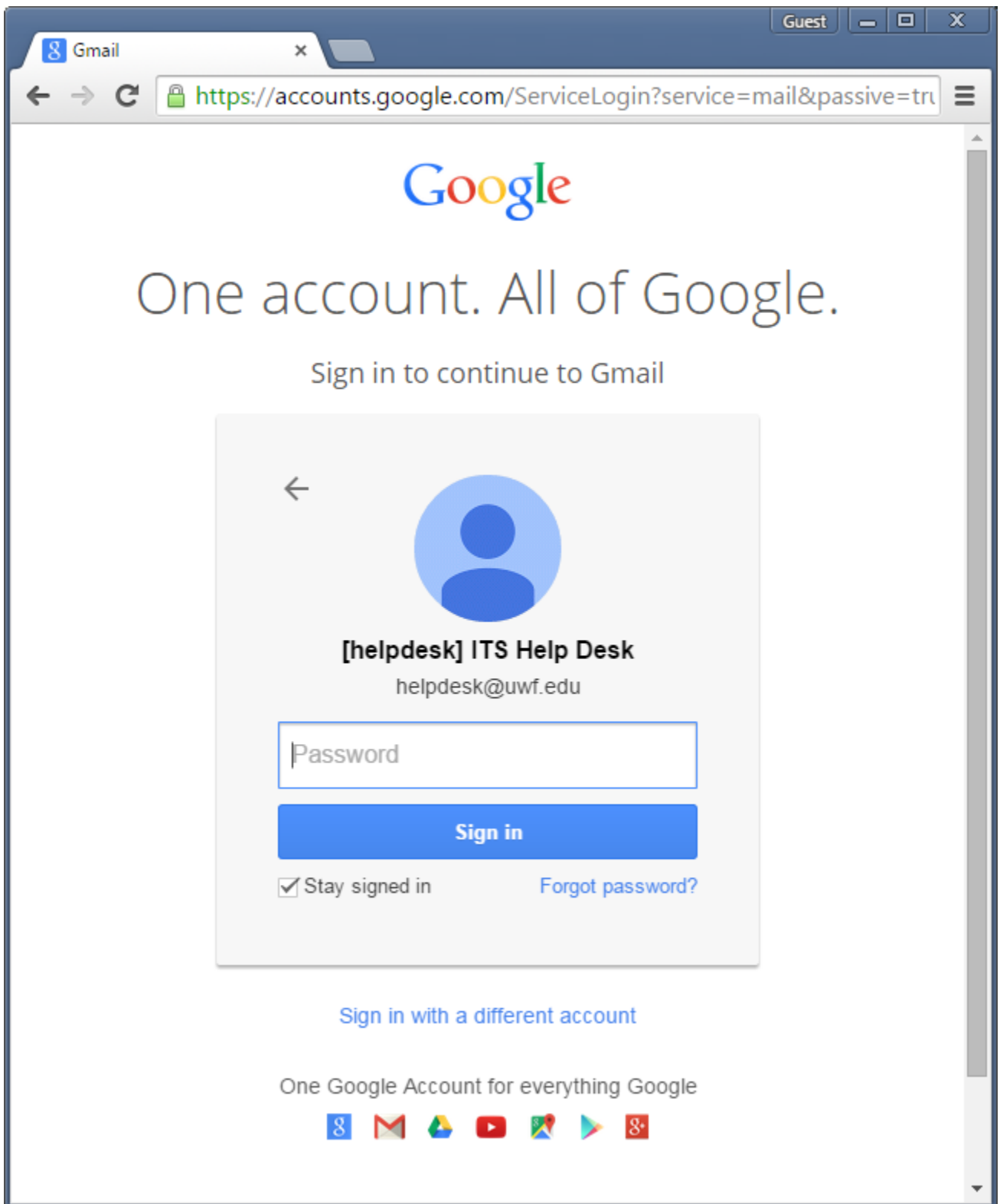


Step 3

Enter your ArgoNet password and click **Sign in**.



- The ArgoNet password is the password students and employees use to log in to MyUWF.
 - Visit [Recovering Your MyUWF/ArgoNet Username or Password](#) if you don't know your password.



FAQs

Please visit the [Training materials and support documentation for Google Workspace apps](#) Confluence page. This page contains links to various official documentation from Google, explaining how to use Gmail and Google's other apps.

Yes. For more information please visit [Sign in to multiple accounts at once](#) Google Help article.

Visit the [Recovering Your MyUWF/ArgoNet Username or Password](#) Confluence page for details.

ITS Help Desk

(850) 474-2075
helpdesk@uwf.edu